
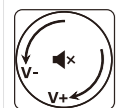


# GK75 USB wired keyboard

SKYLONG®

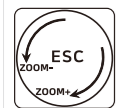


## Knob function



### Standard Knob Settings :

1. Turn left : Volume -
2. Turn right : Volume +
3. Press: Mute



### Knob function can be modified by the driver e.g.picture zoom in and zoom out

1. Turn left: Zoom -
2. Turn right: Zoom +
3. Press: ESC

## Fn function

Key	Function
FN + Backspace	Del
FN + Home	End
FN + del	Insert
FN + pgup	pgdn
FN + F1-F12	F1-F12
FN + win	Lock/Unlock Win key

## Backlight Settings (can not modify)

Key	Function	Key	Function
FN + 9(	Backlight ON/OFF	FN + ↓	Backlight brightness -
FN + 0)	Light effect pause/play	FN + ↑	Backlight brightness +
FN + _.	Backlight mode 1-5	FN + ←	Backlight Effect Speed -
FN + +=	Backlight mode 6-9	FN + →	Backlight Effect Speed +

Win Driver download address: <http://www.jikedingzhi.com/downloadlist?driverID=41>


## Mode function settings (standard mode can not modify,Win/Mac mode can modify by driver)

Key	Standard mode	Win mode (long press FN+6^ for 3s)	Mac mode (long press FN+7& for 3s)
F1	F1	F1	Screen brightness - for Mac
F2	F2	F2	Screen brightness + for Mac
F3	F3	F3	for Mac
F4	F4	F4	for Mac
F5	F5	F5	One click call Siri for Mac
F6	F6	F6	Screenshot for Mac
F7	F7	Previous	Previous
F8	F8	Play/Pause	Play/Pause
F9	F9	Next	Next
F10	F10	Mute	Mute
F11	F11	Volume -	Volume -
F12	F12	Volume +	Volume +
	Ctrl	Ctrl	control
	Win	Win	option
	Alt	Alt	command
	Alt	Alt	command
	Menu OR	Ctrl	^ control

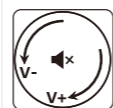
Mac APP download address: <http://www.jikedingzhi.com/downloadlist?driverID=90>

# GK75 USB有线键盘

SKYLONG®



## 旋钮功能说明:



### 旋钮出厂功能参考设置:

1. 左旋为“音量-”
2. 右旋为“音量+”
3. 按下为“静音”



### 用户可以通过驱动程序自定义旋钮功能,例如图片窗口的放大与缩小设置:

1. 左旋为“ZOOM-”
2. 右旋为“ZOOM+”
3. 按下为“ESC”

## FN组合功能键

按键	功能
FN + Backspace	Del
FN + Home	End
FN + del	Insert
FN + pgup	pgdn
FN + F1-F12	F1-F12
FN + win	锁定/解锁Win功能键

## 背光控制 (不可更改)

按键	功能	按键	功能
FN + 9(	背光开关ON/OFF	FN + ↓	背光亮度 -
FN + 0)	灯效暂停/播放	FN + ↑	背光亮度 +
FN + _.	背光灯效1-5	FN + ←	背光变换速度 -
FN + +=	背光灯效互动模式6-9	FN + →	背光变换速度 +

Win版驱动下载地址: <http://www.jikedingzhi.com/downloadlist?driverID=41>

## 模式功能键 (出厂模式不可更改,Win/Mac模式下功能可通过驱动更改)

按键	出厂模式	Win模式(FN+6^长按3秒切换)	Mac模式(FN+7&长按3秒切换)
F1	F1	F1	Mac专用快捷键: 屏幕亮度 -
F2	F2	F2	Mac专用快捷键: 屏幕亮度 +
F3	F3	F3	Mac专用快捷键:
F4	F4	F4	Mac专用快捷键:
F5	F5	F5	一键呼叫Siri
F6	F6	F6	截屏
F7	F7	上一曲	上一曲
F8	F8	暂停	暂停
F9	F9	下一曲	下一曲
F10	F10	静音	静音
F11	F11	音量-	音量-
F12	F12	音量+	音量+
	Ctrl	Ctrl	control
	Win	Win	option
	Alt	Alt	command
	Alt	Alt	command
	Menu OR	Ctrl	^ control

Mac版驱动下载地址: <http://www.jikedingzhi.com/downloadlist?driverID=90>