



# Miele·M75

---

用户手册  
User Manual

## 目录 Catalogue

**1** 规格参数

**2** 组合键功能 ( Windows)

**3** 组合键功能 ( Mac)

**4** 系统功能

**5** 背光调节

**6** 蓝牙使用步骤

**7** 售后服务

**8** Specifications

**9** Hotkeys (Windows)

**10** Hotkeys (Mac)

**11** System Function

**12** Backlight Settings

**13** Bluetooth Setup Instruction

**14** After-sale service

## ① 规格参数

无线模式	蓝牙和2.4G
有线模式	Type-C USB 3.1接口，传输速率为 40Gbps
灯光模式	多种RGB色彩模式可供选择，支持自定义
包装内容	键盘、Type-C 线、用户手册、拔键器、清扫刷、螺丝、螺丝刀、键帽、胶垫、定位板

## ② 组合键功能 (Windows)

Fn +	F1	=	我的电脑
	F2		主页
	F3		计算器
	F4		多媒体
	F5		上一曲
	F6		下一曲


Fn +	F7	=	暂停\播放
	F8		停止
	F9		静音
	F10		音量减少
	F11		音量增加
	F12		邮件

### ③ 组合键功能 (Mac)

Fn +	F1	=	屏幕亮度减弱
	F2		屏幕亮度增强
	F3		任务控制
	F4		应用程序
	F5		F5
	F6		F6

Fn +	F7	=	上一曲
	F8		暂停/播放
	F9		下一曲
	F10		静音
	F11		音量减弱
	F12		音量增强

## 4 系统功能



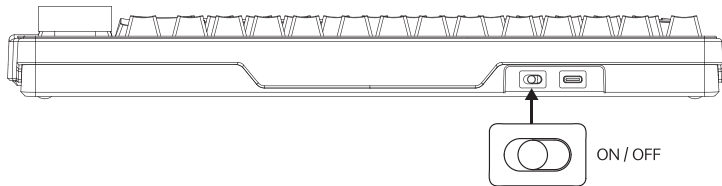
Fn +	Esc	=	恢复出厂设置 (组合长按3秒)
	A		切换至 Windows 系统模式
	S		切换至 Mac 系统模式
	Win		锁定 Windows 键

## 5 背光调节

Fn +	Del	=	切换背光模式
	Home		切换装饰灯模式
	PgUp		侧边亮度增加
	PgDn		侧边亮度减弱
	End		灯光开关
	空格		调色板

Fn +	-	=	背光速度减慢
	+		背光速度加快
	↑		背光亮度增加
	↓		背光亮度减弱
	←		灯效方向
	→		7色+RGB

## 6 蓝牙使用步骤



1. 将侧面开关拨至ON，开启无线模式。
2. M75提供了四组可快速切换的设备。您可以通过长按Fn + 1 / 2 / 3 / 4 组合键3秒进行匹配。
3. 根据您选择的键盘的蓝牙组，对应的设备名称为 Miel M75 -1 / Miel M75 -2 / Miel M75 -3 。  
其中2.4G对应的设备名称为 Miel M75 。
4. 默认为USB模式，可通过Fn + 5组合键切换。
5. 如忘记设备或者蓝牙连接出现混乱的情况下，您可以使用Fn + Esc 组合键重置键盘设定。



## ⑦ 售后服务

1. Miel 机械键盘享受非人为损坏1年保修服务，即从购买日起，1年以内免费维修。
2. 如超过条款1的保修期限，Miel 官方将收取不超过市场平均价格的费用提供维修服务。
3. 用户自行拆开键盘视为放弃免费维修服务，即使1年内损坏，也按照售后服务条款2执行。
4. 不同销售平台的特殊服务条款，以购买平台规则为准。最终解释权归Miel所有。
5. 官方售后QQ: 2485423334

## Specifications

Wireless mode	Bluetooth and 2.4G
Wired mode	Type-C USB 3.1 interface with a transmission rate of 40Gbps
Lighting mode	Multiple RGB color modes available, support for customization
Package contents	Keyboard, Type-C cable, user manual, key puller, cleaning brush, screws, screwdriver, keycaps, rubber pads, positioning plate.

## 9 Hotkeys (Windows)

Fn +	F1	=	My Computer
	F2		Home page
	F3		Calculator
	F4		Multimedia
	F5		Previous song
	F6		Next song


Fn +	F7	=	Pause or Play
	F8		Stop
	F9		Mute
	F10		Volume down
	F11		Volume up
	F12		E-mail

## 10 Hotkeys (Mac)

Fn +	F1	=	Reduced Screen brightness
	F2		Screen brightness Enhancement
	F3		Task Control
	F4		Apps
	F5		F5
	F6		F6

Fn +	F7	=	Previous song
	F8		Pause or Play
	F9		Next song
	F10		Mute
	F11		Volume down
	F12		Volume up

## 11 System Commands



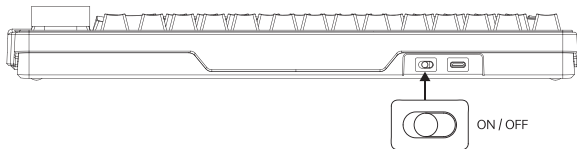
Fn +	Esc	=	Restore Factory Settings (long press the key combination for 3 seconds)
	A		Switch to Windows system mode
	S		Switch to Mac system mode
	Win		Lock the Win key

## 12 Backlight Settings

Fn +	Del	=	Light mode switch / Switching backlight mode
	Home		Switching decorative light mode
	PgUp		Increased side brightness
	PgDn		Reduced side brightnes
	End		Light switch
	Space bar		Color palette

Fn +	-	=	Backlight speed slows down
	+		Backlight speed up
	↑		Backlight brightness increase
	↓		Backlight brightness decreases
	←		Lighting direction
	→		7 colors +RGB

## 13 Bluetooth Setup Instruction



1. Flip the side switch to ON to enable wireless mode.
2. The M75 provides four sets of devices that can be quickly switched. You can match them by long-pressing the Fn + 1 / 2 / 3 / 4 key combination for 3 seconds.
3. Depending on the Bluetooth group you select for the keyboard, the corresponding device name is Miel M75-1 / Miel M75-2 / Miel M75-3. The device name corresponding to 2.4G is Miel M75.
4. The default mode is USB, which can be switched by pressing the Fn + 5 key combination.
5. In case of forgetting devices or encountering Bluetooth connection issues, you can reset the keyboard settings by using the Fn + Esc key combination.

## 14 After-sale Service

1. Miel mechanical keyboards are covered by a 1-year warranty against non-human damage, i.e., free repair within 1 year from the date of purchase.
2. If the warranty period of Article 1 is exceeded, Miel official will charge a fee not exceeding the average market price for the repair service.
3. Users who disassemble the keyboard by themselves are regarded as giving up the free maintenance service, even if it is damaged within 1 year, according to the after-sales service term 2.
4. The special terms of service of different sales platforms are subject to the rules of the purchase platform. Miel reserves the right of final interpretation.