

A-JAZZ® × NACODEX™

奶酪版

AC067 RGB机械键盘
AC067 RGB mechanical keyboard

使用说明书
User Manual

1. Product Specifications

Product Brand: **A-JAZZ®**

Product Model: AC067 Cheese version

Transmission Mode: Wired connection mode when plugged into USB

Interface Type: Type-C interface

Product Size: 327x118.2x43.4mm

Product Weight: 1480g

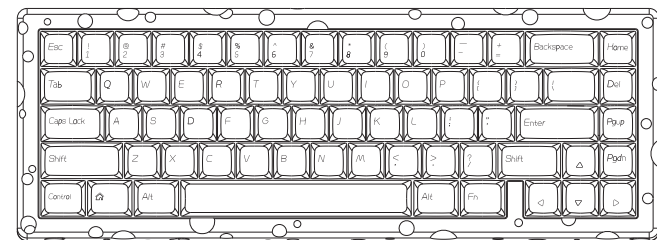
Shell Material: Aluminum alloy

Wire Length: 1.6M

Lighting Effects: RGB, 18 lighting effects

Layout: Compact 67-key layout

Support system: Windows 2000/Windows XP/Vista/Windows 7/8/10



2. Light Mode Operation Instructions

"FN + \|" Switch 18 kinds of cycle lighting effects:

FN+Multi Function Key Description:

- FN+ ↓ = Light brightness- (five gears)
- FN+ ↑ = light brightness+ (five gears)
- FN+← = dynamic light direction switch
- FN+→ = switch backlight color
- FN+{ = light speed- (five gears)
- FN+} = light speed + (five gears)
- FN+T/Y/U = Three groups of game lighting effects can be customized
- FN+T = Default FPS mode — W/A/S/D/ ↑ / ↓ /← /→
- FN+Y = Default LOL mode—Q/W/E/R/D/G/F/B/V/L-Ctrl/L-Alt/Tab/Space/ 1-6/Esc
- FN+U = Default 37-key office mode: A-Z 26 English letters/[]/:/ ' /-./// ↑ / ↓ /← /→
- FN+I = Recording/saving the lighting effects of the above three game modes
- FN+Spacebar = long press for 3-5 seconds, the keyboard light flashes 3 times to clear the light effect and restore the factory settings

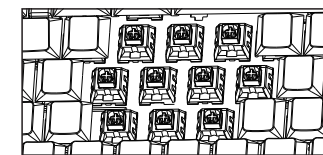
5. Key Compound Function Operation Instructions

- FN + 1 = F1
- FN + 3 = F3
- FN + 5 = F5
- FN + 7 = F7
- FN + 9 = F9
- FN + _ = F11
- FN + 2 = F2
- FN + 4 = F4
- FN + 6 = F6
- FN + 8 = F8
- FN+10=F10
- FN + += F12

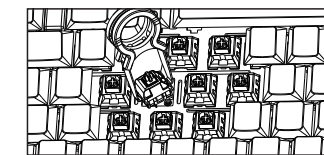
- FN+ESC = ~
- FN+X = Pause/play
- FN+C = Next song
- FN+B = Volume-
- FN+HOME = INS
- FN+PGUP = PRTSC
- FN+S = MAC system mode
- FN+A = Win system mode (factory default)
- FN+Left Ctrl = Number area or F1 function key area swap
- FN+WIN key-L = Lock the WIN key, then press to unlock, the WIN key will light up in white after locking
- FN+Z = Last song
- FN+A = WIN system usage mode
- FN+V = Volume+
- FN+N = Mute
- FN+DEL = END
- FN+PGDN = ScrLk

6. Hot Swap Operation Step


Hot-swappable: You can replace different switches, customize the tactile and auditory feedback you like, support 5-pin switch hot-swappable and compatible with most mechanical switches.



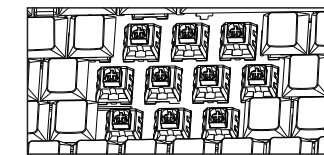
① Pull out the key cap with a key puller;



② Switch puller pull out switch;



③ Preparing pins and holes;



④ Gently press the switch in vertically.

执行标准号: 鼠标GB/T 26245-2010
键盘GB/T 14081-2010
耳机GB/T 14473-2013



AIAZZ品牌外设

A-JAZZ® 黑爵

★本证书为黑爵产品售后服务的重要依据,请您妥善保管。
★任何产品问题,可扫描咨询微信公众号小编

产品质保 (Product Warranty)

感谢您对黑爵产品的信任与支持,为了让您放心使用本产品,更好地保障您的权益,我公司将严格遵守并执行相关规定,实行售后服务。

1. 服务有效期:自购买之日起质量保证12个月
2. 服务内容:按微型计算机商品维修更换退货责任规定进行服务
3. 不属于服务之范围:
 - a. 已经超出有效服务或免费维修期的;
 - b. 未按照正确使用说明使用、维护、保管导致故障或损坏的;
 - c. 非本司授权维修机构维修导致的故障或损坏;
 - d. 质保卡上无经销商资料及盖章之产品;
 - e. 擅自涂改三包凭证内容的;
 - f. 由于不可抗力(如自然灾害等)原因造成产品之不良;
 - g. 人为因素导致产品不良(如操作失误、磕碰、输入不合适电压等);
 - h. 其他非产品设计、技术、制造、质量问题导致的故障或损坏。

质保卡 (Warranty Card)

产品型号: _____
 购买日期: _____
 客户姓名: _____
 联系电话: _____
 联系地址: _____

制造商: 深圳市黑爵同创电子科技有限公司
 地址: 深圳市福田区公明街道马田北路102号A栋2楼
 电话: 86-755-2740 7340
 执行标准号: GB/T 14081-2010